

Tokens and Tassels

Tokens of colored beads are awarded per Category as the Challenges are completed within each Rank to be placed on the Ranking Page's favor. It will be the responsibility of the signer to ensure the standard for proficiency requirements have been met for each of the Challenges. It will also be the responsibility of the College of Pages Officer, or person eligible to sign off on the Challenge Handbook, to present the Tokens and/or Tassels and Certificates of Achievement to the Ranking Pages at the Branch meetings, Assemblies or at Court during local events. The Tassels should be awarded at the Kingdom or Principality Courts, whenever possible. If it is not possible, Tassels may be presented at a local Court, Assembly or Branch Meeting.

Tokens, colored beads for each of the Categories, and Tassels for each Rank, are available through the Kingdom Preceptor of the College of Pages, and can be ordered on the Transcript Update Checklist, in the Appendix, page 63

Colors of Tokens and Tassels:

Apprentice Vert (green)
 Journeyman: Gules (red)
 Page: Argent (silver)
 Alumni, Tassel only Or (gold)

Pages Favors:

A Pages favor is made out of a sturdy black material, preferably "Trigger Poplin", black denim or similar type of fabric (either a cotton/polyester blend or 100 % cotton). Broadcloth, or other lightweight materials may not withstand the wear and tear of an active youth. Construction instructions on pages 15 & 16.

Synopsis of requirements for each of the Ranks:

In each of the Categories listed below, the Ranking Page must complete Challenges in the Challenges Handbook, the number depending upon their Rank

Chivalry and Comportment
 History of the SCA
 Arts and Sciences
 Martial Arts & Strategy
 Heraldry
 Knowledge of Officer's Duties
 Chirurgeon
 Service for SCA

Apprentice Page:

Must complete 1 within each of the Categories, from the Apprentice Challenges, for a total of 8. For Service, they must provide a minimum of 3 hours, to be spread out over a minimum of 1 event or SCA function. The Apprentice Pages will need to have their Service recorded and signed off in their Challenge Handbook.

Journeyman Page:

Must complete 2 within each of the Categories, from the Journeyman Challenges, for a total of 16. For Service, they must provide a minimum of 4 hours, to be spread out over a minimum of 2 events or SCA functions. The Journeyman Pages will need to have their Service recorded and signed off in their Challenge Handbook.

Page:

Must complete 3 within each of the Categories, from the Page Challenges, for a total of 24. For Service, they must provide a minimum of 5 hours, to be spread out over a minimum of 3 events or SCA functions. The Pages will need to have their Service recorded and signed off in their Challenge Handbook.

The Service Registry form is used for keeping track of the Service performed at events. When the Ranking Page has completed the total number of hours/events required, the College of Pages Officer may sign off the Service Challenge in the Certification Book. It is the responsibility of the Ranking Pages to track their own Service.


Once all the Challenges in the Categories have been successfully completed, the Ranking Page is advanced to the next Rank, to begin projects and activities for meeting the requirements within that Rank.

Page's Favor Construction

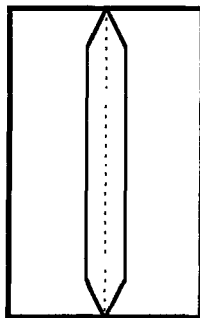
Diagrams not to scale.

- 1) Cut a rectangle 10 inches X 15 inches of Trigger Poplin (also known as Trigger Sportswear) or Denim. Be sure to follow the 'straight of the grain'.
- 2) Along the 15" edge, fold in half right sides together and sew a ½ " seam, trim corners on the diagonal (diagram A).
- 3) Press seam allowance open, and move it so it is in the center (diagram B) and stitch ½ " seam across one of the short ends (diagram C).
- 4) Trim corners on the diagonal (diagram C). Turn right side out and press.

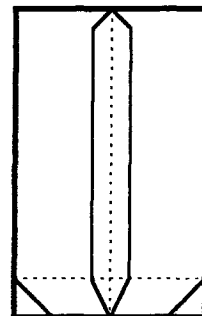
A



B



C



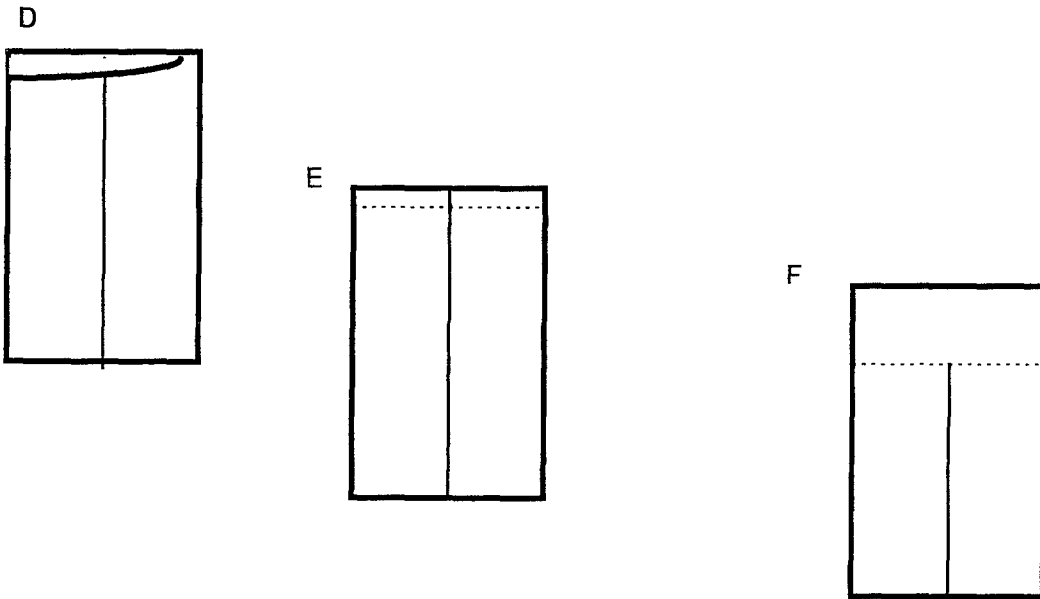
Continued next page

Favor Construction Continued

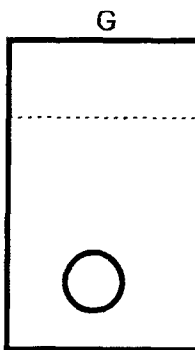
5) Fold $\frac{1}{2}$ " of the remaining short edge to the inside, to the wrong side (diagram D) and press. Topstitch $\frac{1}{4}$ " from the folded edge (diagram E).

6) To make the 'belt loop' to fit your belt, take the topstitched short edge and fold it over your belt, be sure to allow room for stitching the edge down.

7) Stitch the edge down either by hand or by machine (diagram F)

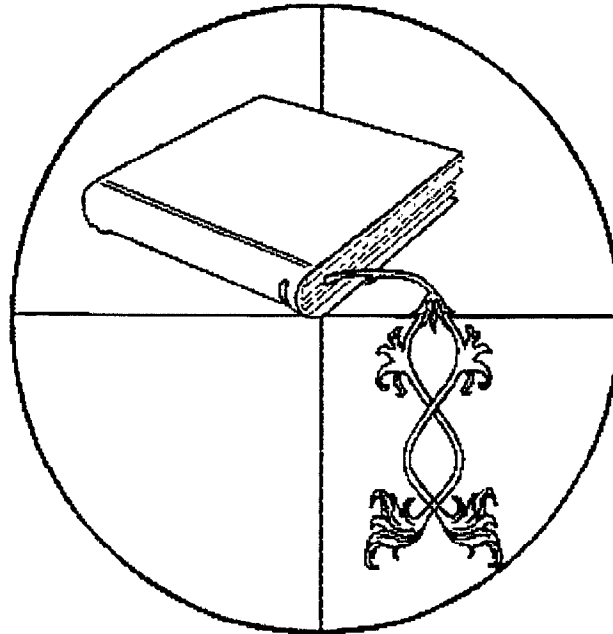


8) Sew the College of Pages Badge at the bottom of the Pages Favor (diagram G)



Placement of Tokens (colored beads) is up to the Ranking Page. They can do rows (horizontal or vertical) circles or other geometric designs. Tassels are sewn on at the bottom of the Favor, from left to right (looking at the Favor), in this order: Green, Red, Silver, Gold.

This page left blank.



Pages Pledge:

I promise faithfully to uphold my responsibility to attend College of Pages meetings as regularly as possible, to do the Challenges, render service as needed and to be courteous and attentive at all times. Mindful that the honor of the College Of Pages springs from my deeds, I will look to my Sponsor and College of Pages Officers for directions and respect their Guidance.

INTRODUCTION TO CHALLENGES:

In the College of Pages Handbook, each Rank will have a selection of Challenges to choose from. A Ranking Page may try as often as needed to succeed at any Challenge.

The Challenges used in one Rank may not be used in the next Rank. For example, for Arts an Apprentice Page made a hat, for the successful completion of one of the Arts and Sciences Challenges. The same hat would be ineligible for an Arts Challenge in the Rank of a Journeyman Page or a Page; *however*, it may be used as an *accessory* for a garment that is made for the Journeyman Rank Arts and Science Challenges.

With careful planning by the Ranking Page, one Challenge 'activity or project' may serve as earning a portion of two or more Challenges. For example, an Apprentice Page learning the Duties of an Officer (e.g., Constable) may also fulfill a portion of the requirements for their Apprentice Page Service Challenge (e.g., gate duty), *however the service for this Officer cannot be applied to the Journeyman Rank Service Challenge*. The idea is to have the Ranking Pages learn about the many jobs it takes to run the SCA.

Compassionate discretion to accommodate the physically, mentally or emotionally challenged youth is expected.

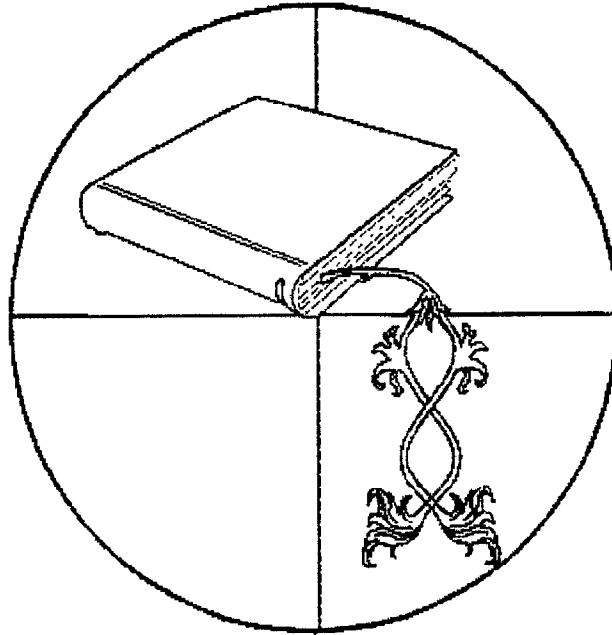
For the Challenges that require specific knowledge, the use of the Guilds, Special Interest Groups and Ithras to learn the many facets of the SCA and medieval life should be used as often as they are available. It is the responsibility of the Ranking Page to share or demonstrate the acquired knowledge for the successful completion of the Challenge.

Upon the satisfactory completion of a Challenge, the Ranking Page must bring the accomplishment (or record of the accomplishment in the Challenge Handbook) to the attention of a College of Pages Officer, who signs off in the Ranking Page's Certification Book.

To help the College of Pages Officer (or Sponsor)* with updating the Ranking Pages Transcripts and Certification Book, there is a Transcript Update Checklist that they can fill in with the needed information. The Dean of Pages sends the Transcript Update, with the Report Checklist, to their superior (Provost, Principality or Kingdom Preceptor) on a quarterly basis.

* In the absence of a Dean of Pages and Provost of Pages for their Branch or Region, Sponsors may submit Transcript Updates on a monthly basis if he or she desires. The Transcript Update should be sent to the Preceptor of the College of Pages for updating the Challenges Certification Book, Official Transcripts and to receive Tokens and or Tassels.

APPRENTICE PAGE CHALLENGES



Apprentice Page Challenges

Handbook Checklist:

Date Token received:

Chivalry & Compartment

Certification Book Signed off: Yes No

History of SCA

Certification Book Signed off: Yes No

Arts & Sciences

Certification Book Signed off: Yes No

Heraldry

Certification Book Signed off: Yes No

Knowledge of Officer's Duties

Certification Book Signed off: Yes No

Martial Arts & Strategy

Certification Book Signed off: Yes No

Service in the SCA

Certification Book Signed off: Yes No

Chirurgion

Certification Book Signed off: Yes No

Date Tassel Received:

Chivalry & Comportment

- 1 Know how to recognize Coronets, Crowns and symbols of Orders in the Kingdom of An Tir.
- 2 Attend a Courtesy Seminar and learn forms of address and speaking forsoothly. Be able to demonstrate
- 3 Know how to serve at a feast (with or without a High Table).
4. Know when and how to bow/curtsy as appropriate for your persona; be able to demonstrate at least one.
- 5 Know how to assist a person from a kneeling position.
- 6 Know the Grievance Procedure.
- 7 Other:

Challenge # completed: _____

Date: _____

Notes and Comments::

History of the SCA

- 1 On a map of the Kingdom of An Tir, identify the names and boundaries of the Principalities and Regions.
- 2 Know the succession of Royalty (Kings and Queens) of the Kingdom of An Tir, for the last 3 years
- 3 Know the history of your local group and it's borders and draw a map of it's borders
- 4 Other

Challenge # completed: _____

Date: _____

Notes and Comments::

Arts & Sciences

- 1 Make a Period costume for a doll. Document appropriate research materials.
- 2 Pick a famous person in history; describe an outfit using pictures and/or words that he/she would have worn. Document appropriate research materials.
- 3 Draw and identify the periods of 3 different clothing styles. Tell what materials they might have been made of. Document appropriate research materials.
4. Make an article of clothing or accessory using a technique your persona would have used. Document appropriate research materials.
- 5 Given a list of foods, identify which ones are period for your persona. Document appropriate research materials.
- 6 Prepare a dish of food from a Period recipe. Document appropriate research materials.
7. Describe, using pictures and/or words, for one meal, what foods your persona would eat and how they would prepare that meal. Document appropriate research materials.
- 8 List the different game animals and wild plants that your persona would have foraged for and eaten. Document appropriate research materials.
- 9 Be able to identify at least 2 calligraphic alphabets and write with a calligraphic felt-tip pen. Document appropriate research materials.
- 10 Construct a timeline of major events during the life of your persona. Be able to show on a map the country where your persona lived. Document appropriate research materials.
11. Do a report on a famous medieval traveler (group or individual); describe where and when the travel occurred, how they traveled and one resulting historic influence. Document appropriate research materials.
- 12 Know the kinds of writing materials available for your persona to use. Document appropriate research materials.
13. Construct a piece of armor usable in a SCA tournament (See Martial Arts). Document appropriate research materials.
14. Construct a scale model of a siege weapon. Document appropriate research materials.
- 15 Draw a replica of a Period map. Make it look as authentic as possible. Document appropriate research materials.
16. Draw a picture of a boat typical of your persona's Period. Document appropriate research materials. Document appropriate research materials.
17. Choose three Period breeds of dogs; including a picture, describe each breed and how each was used (hunting, herding, etc.). Document appropriate research materials.
- 18 Make a toy that a medieval child would use in your persona's Period. Document appropriate research materials.
19. Learn one partner and one circle dance. Document appropriate research materials.
- 20 Recite, sing or play one Period poem or musical piece. Document appropriate research materials.
21. Identify 2 period fibers, using pictures, words and samples of the fiber, describe the plant or animal that the fiber is from. Document appropriate research materials.
22. Identify 2 period methods of spinning; be able to demonstrate one. Document appropriate research materials.
- 23 Using pictures, words and or models, describe one weaving loom and weaving method that your persona would have either used or have had someone use to make material. Document appropriate research materials.
24. Using pictures, words and or models, describe three Period colors that your persona would wear. Document appropriate research materials.
- 25 Other:

Arts & Sciences continued

Challenge # completed: _____

Date: _____

Notes and Comments:

Heraldry

1. Know how to submit a persona name and device.
2. Assist the local Herald with researching conflicts for submissions (1 - 1 ½ hours)
3. Assist the local Herald with field heraldry (1 -1 ½ hours), at an event, assembly or business meeting
4. Know the heraldic colors
5. Know the heraldic charges
6. Know the rules of tincture
7. Know the American Sign Language Alphabet; be able to demonstrate them
8. Know the badges/devices of 4 Officers; describe each one heraldically
9. Other.

Challenge # completed: _____

Date: _____

Notes and Comments::

Knowledge of Officer's Duties

1. Know the Job Description of the branch Seneschal; using pictures and words, describe his/her duties
2. Know where to find the instructions for applying for a branch office; be able to explain the process
3. Give an oral report at a branch meeting, describing the services you provided when doing service for the branch officers in the "Service for SCA" Challenge.
4. Other

Challenge # completed: _____

Date: _____

Notes and Comments::

Martial Arts & Strategy

The Martial Arts Categories are:

- Archery
- Equestrian
- Heavy Fighting
- Rapier
- Thrown Weapon
- Whalebone and Boffer
- Strategy
- Siege Weapons

Challenges in the Martial Arts focus on

- Proper physical preparation of the participants appropriate to the Martial Art Challenges chosen
- Safe, effective techniques and proper use of the equipment while engaged the Martial Art Challenges.
- Learn the rules, regulations and requirements of participation of the Martial Arts chosen.
- Proper protection and construction techniques of the protective equipment (where applicable)
- Historical knowledge of the Martial Arts chosen
- Chivalry
- Contests, Competitions or Tournaments.
- Proper care of equipment and/or animals

The College of Pages Officer or Deputy (or Sponsor)* may seek and select Advisors in the Martial Arts (e.g the local Officer of Horse, who is a warranted officer in a Branch, or a Sr. Consulaire who is approved and certified) to assist in the Challenges Where there is not a local warranted officer, contact the Regional (or Kingdom) Officer for information on the nearest available officers. Another option is to ask the Regional (or Kingdom) Officer to provide services as Advisors

Important Note: Youths who want to become a Consulaire or Marshal must approach the appropriate persons to receive the training and directives for advancing through those ranks. All policies, procedures, rules, regulations and Laws for age, equipment and participation will be strictly followed.

The Martial Arts Advisors will oversee the horse arenas (for Equestrian), Encs (for Boffer, Whalebone, Heavy Fighting or Fence) or range (Archery or Thrown weapon) to inspect the areas and ensure safety requirements are observed during the Sessions, Contests and Competitions that are sponsored or produced by the College of Pages (in effect provide services similar to that of a Marshal, where applicable) The Advisor will also ensure that in the Martial Arts classes, all the rules, regulations and requirements (within their expertise) are taught completely and correctly, per Handbooks or Kingdom Law. Advisors do not sign off on the Certification Book or Challenge Handbook, but makes recommendations to the College of Pages Officer or Deputy (or Sponsor)* regarding the Contestants

Contests, Competitions, Tournaments

To determine proficiencies, the Martial Arts Challenges may include participating in Contests (for Boffer, Whalebone or Fence) and Competitions (Equestrian and Archery) The Contests and Competitions (aside and beyond practices) should be arranged to take place at intervals in the teaching of the participants, to practice and to attain the proficiencies required for the Challenges The purposes of the Contests and Competitions

- 1) Tests, and practices, the knowledge and 'application' of the Contestants of the rules and regulations of the Martial Arts in which they are engaged
- 2) Tests, and practices, the knowledge and understanding of Lists and inspections procedures for the Martial Arts
- 3) Tests, and practices, the Contestants to do proper warm-up and stretching exercises
- 4) Tests, and practices, the Contestants ability for safe and effective martial skill and techniques
- 5) Displays the understanding of proper craftsmanship and skill in the construction of their protective equipment (if required)
- 6) Test, and practices, chivalry on the field

* In the absence of a Local Dean of Pages and Provost of Pages, Sponsors may request assistance from Advisors to guide their Ranking Page

Martial Arts & Strategy Challenges:

1. Know the List rules
2. Obtain certification/warranting in one Martial Art of choice, following all rules, procedures and policies for age, equipment and participation.
3. Know the Marshals rules.
4. Using pictures, words and/or models, do a diagram of the strategy of the of the winning army for one land battle. Document appropriate research materials
5. Know the rules of Archery.
6. Participate in one Martial Art, following all rules, procedures and policies for age, equipment and participation
7. Know the different parts of armor and equipment that a knight or warrior in your persona's period would wear. Document appropriate research materials
8. Choose either the besieged or the attackers, using pictures, words and or a scale model, describe the strategy of one siege Document appropriate research materials
9. Using pictures, words and or a scale model, describe the care and needs of your horse, including the armor your persona would use on the horse in war
10. Demonstrate the care of fighting equipment of (choose one) Armor or Archery
11. Other

Challenge # completed : _____

Date: _____

Notes and Comments::

Service in the SCA

Log service on chart provided, from the Service Registry card.

- 1 Serve tables at a local feast (1 - 1 ½ hours) Follow all modern local authority rules, procedures and policies for food handling and service.
- 2 Serve as a Apprentice Page for 2 local officers, assisting in their duties (1 - 1 ½ hours **each**)
- 3 Serve as Apprentice Page for a Peer at an local event (1 - 1 ½ hours).
- 4 Serve as a Apprentice Page assisting the Lists Table at a local event (1 - 1 ½ hours)
- 5 Serve as a Apprentice Page, assisting any Principality (or Kingdom Officer) in their duties (1 - 1 ½ hours)
- 6 Help with the food preparation for a feast (1 - 1 ½ hours). Follow all modern local authority rules, procedures and policies for food handling and service.
- 7 Other

Challenge # completed: _____

Date: _____

Notes and Comments::

Service: Minimum 3 hours spread out over a minimum 1 event/SCA function			
Date	Event	Time	Name of Person Served and Title

Chirurgion

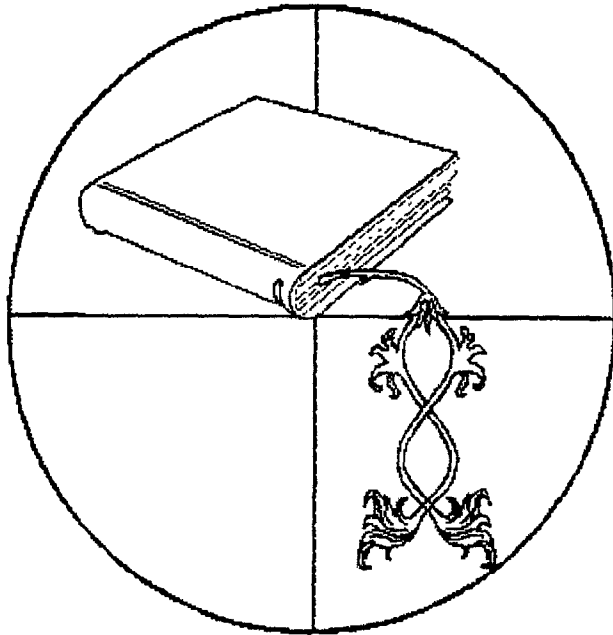
1. Know what the chirurgion badge looks like, be able to describe.
2. Assist the Chirurgion for (1 - 1 ½ hours) at a local event
3. Name 3 things in the Chirurgions kit and explain what they are used for
4. Know and explain the effects of being improperly dressed on :
 - a cold day
 - a hot day
 - a rainy day
5. Other:

Challenge # completed: _____

Date: _____

Notes and Comments::

JOURNEYMAN PAGE CHALLENGES



Journeyman Page Challenges

Handbook Checklist:

Date Token received:

Chivalry & Comportment

Certification Book Signed off: Yes No

History of SCA

Certification Book Signed off: Yes No

Arts & Sciences

Certification Book Signed off: Yes No

Heraldry

Certification Book Signed off: Yes No

Knowledge of Officer's Duties

Certification Book Signed off: Yes No

Martial Arts & Strategy

Certification Book Signed off: Yes No

Service in the SCA

Certification Book Signed off: Yes No

Chirurgion

Certification Book Signed off: Yes No

Date Tassel Received:

Chivalry & Comportment

- 1 Know the List and Marshal rules; be able to explain two rules in each.
- 2 Know the parliamentary procedures for branch meetings or the protocol for Court.
- 3 Know how to recognize the difference between Coronets, Crowns and symbols of Orders in the Kingdom of An Tir, know, and be able to demonstrate, how to address them.
- 4 Know and be able to demonstrate protocol and forms of address for (choose one): High Court or Heraldry a round of a Tournament.
5. Know the protocol for serving at a feast with a High Table
- 6 Know the protocol for Toasts at a feast with Royalty
7. Know how to do two kinds of bows/curtsies; be able to demonstrate both
- 8 Know how and when to perform a "salute upon the hand", be able to demonstrate
- 9 Know how to assist people from the kneeling positions, in two different kinds of garb; be able to demonstrate
10. Know the Grievance Procedure, be able to present a hypothetical instance where it may be used
- 11 Other

Challenge # completed: _____ Date: _____

Challenge # completed: _____ Date: _____

Notes and Comments::

History of the SCA

- 1 Name 4 titles of Peerage Explain which are "Orders", which are "Ranks", how each Peerage is earned and what their duties are
- 2 Know the history of the SCA for the first three years, include when and where it started
- 3 Know the succession of Royalty of the Kingdom of An Tir for the last seven years
- 4 Know at least 2 chapters of the Laws of the Kingdom of An Tir
- 5 Make a map of the Kingdom of An Tir, drawing the boundaries of the Principalities and Regions, and when each was founded
- 6 Other

Challenge # completed: _____ Date: _____

Challenge # completed: _____ Date: _____

Notes and Comments::

Arts & Sciences

- 1 Make a costume accessory (such as a belt, pouch, cap, hat shoes, etc.) using a Period technique different from what your persona would use. Document appropriate research materials
- 2 Weave on a loom (e.g. inkle, card, table or floor) material and make an article of clothing or accessory your persona would use. Document appropriate research materials.
- 3 Using pictures, and or words describe the wardrobe of your Persona; describe clothing used for hunting, riding, study Court, etc. Document appropriate research materials.
- 4 Using a Period recipe, prepare a finger food, or wayfaring/traveling food. Document appropriate research materials.
- 5 List the different game or domesticated animals and plants that your persona could use, describe how they would be gotten and how they would be prepared. Document appropriate research materials
- 6 Given a list of foods, identify which ones are period and determine if they are Old World or New World
- 7 Describe and draw 10 vegetables commonly grown in your Persona's Period, describe how they were prepared. Document appropriate research materials
- 8 Draw a map showing the trade routes and migration routes for any 25 years during our Period in (choose one) Europe, Asia or Africa. Document appropriate research materials
- 9 Describe a typical day in the life of your persona, including: foods, clothing, social activities, duties and responsibilities. Document appropriate research materials
- 10 Identify and write 3 calligraphic alphabets with a dip pen. Document appropriate research materials
- 11 Know two different kinds of Period vellum or other material used for writing upon, how they were made and where they were from. Document appropriate research materials.
- 12 Make a book, using period materials and a book binding method your persona would use. Document appropriate research materials
13. Choose a famous general, king or warlord, using pictures, words and or models describe the armor and weapons used and why. Document appropriate research materials.
- 14 Construct a scale model of a siege weapon and describe how it would be used, include pictures of the strategy. Document appropriate research materials
- 15 Using pictures, words and or a model, describe the armor and daily needs of a warhorse for a knight or King. Document appropriate research materials
16. Construct a model of a Period boat; describe the origins and materials used. Document appropriate research materials
17. Using pictures, words and or models, describe how birds-of-prey were cared for and the equipment used. Document appropriate research materials
- 18 Construct a Period instrument. Document appropriate research materials
19. Compose a Persona story and share at a Bardic. Document appropriate research materials
20. Learn Jesting; do at least a 2 minute program of some combination of juggling, tumbling, sleight of hand, jokes, short-funny stories, etc). Document appropriate research materials
- 21 Participate in a Period style play or skit. Document appropriate research materials
22. Spin a skein of wool yarn using a drop spindle; document your spindle and materials
23. Demonstrate the steps required for your persona to prepare wool for spinning. Document appropriate research materials
24. Using pictures, words and or models, describe two types of period looms, and four weave types (each loom) that can be produced on them. Document appropriate research materials
- 25 Identify 3 period fibers; using pictures, words and or models, describe the trade routes that each fiber would have to travel for your persona to be able to use them. Document appropriate research materials
26. Using pictures, words and or models, describe three different Period plants used for dyeing and the methods used to dye one period fiber. Document appropriate research materials
27. Other

Arts & Sciences (continued)

Challenge # completed: _____ Date: _____

Challenge # completed: _____ Date: _____

Notes and Comments:

Heraldry

1. Submit a persona name and device.
2. Be able to blazon from a drawing
3. Be able to emblazon from a written description.
4. Pass a Field Heraldry test, devised by a Branch Herald
5. Pass a Book Heraldry test devised by a Branch Herald.
6. Know the points of difference required for a device to pass
7. Assist the Branch Herald at an event (2 - 3 hours) in Field or Book Heraldry
8. Assist the Branch Herald researching conflicts for submissions (2 - 3 hours)
9. Be able to convey simple Heraldic announcements in American Sign Language
10. Other

Challenge # completed: _____ Date: _____

Challenge # completed: _____ Date: _____

Notes and Comments:

Knowledge of Officer's Duties

1. Know the Job Descriptions of two branch Officers, using pictures and words describe their duties
2. Know the application procedures for applying for a Regional Office, be able to explain the process
3. Write one article about one of the Offices for the branch newsletter, explain the duties of the Officer
4. Write a report giving details of services provided in one of the "Service for the SCA" Challenges; submit to the appropriate officer(s)
5. Write an article, for your branch newsletter, about your experiences of being a Retinue Page
6. Other:

Challenge # completed: _____ Date: _____

Challenge # completed: _____ Date: _____

Notes and Comments::

This page left blank.